



**2019**

**2019-066**

**2019 08**

(

)

**1**

“ ”

“

↑

**2**

**3**

.....2



			300021

3

2018

	842,822,199.00	784,353,998.70	7.45%
	67,226,704.11	55,502,758.74	21.12%
	61,352,460.12	48,862,688.55	25.56%
	-271,059,427.48	-189,439,001.13	-43.09%
/	0.0843	0.0696	

---

	-1,245.00	



" "

**1**

	38.63%
	23.46%
	189.88%
	78.15%
	25.81% PPP
	53.85%
	51.58%
	45.04%
	64.74%
	53.71%
	98.49%

2

"

"

6,722.67

21.12%



---

	118,606,714.96	103,529,445.12	12.71%	45.03%	104.39%	-25.35%
	10,131,075.93	6,992,961.24	30.98%	464.50%	487.32%	-2.68%
	4,369,614.14	1,436,452.55	67.13%	1,461.86%		

1

	741,003,662.01	20.12%	779,830,298.82	21.70%	-1.58%	
	771,931,027.38	20.96%	725,670,134.11	20.20%	0.76%	
	486,346,747.50	13.21%	725,922,538.40	20.20%	-6.99%	33%
	143,980,584.48	3.91%	100,555,177.20	2.80%		

3

4

---

	( )		(1)		(2)	(3) (2)/(1)					

	<p>2016 7 5 21</p> <p style="text-align: right;">2016</p> <p>5 27 22,483.20</p> <p style="text-align: center;">2015 2 10 2016 5 27</p> <p style="text-align: center;">22,483.20</p> <p style="text-align: right;">[2016]62030026</p>
	<p>2017 3 21</p> <p style="text-align: right;">5,000</p> <p style="text-align: center;">12</p> <p style="text-align: right;">2018 3</p>

6

1

2

3

1

2

10%



---

			100,000,000	566,841,668. 07	191,359,994. 26	112,812,355. 33	24,741,367 .07	21,501,226.36

"

**1**

2018		47.64%	2019 05 09	2019 05 09	2019-039

**2**





				3		
				4		
				5		
	;		25%	6	12	2009 08 29
		50%				

“ ”

“ ”

**1**



5

1 2019 5 6 31,364,819.20  
62.01%

2 2019 5 6 0  
45.5%

	2019 05 07	2019-036
	2019 05 07	2019-037

1

1

2

3

10%

10%



2

3

		2019	2019 06 27		12,741.21				2019 06 27	2019 048
		PPP	2019 06 21		14,826.37				2019 06 22	2019-047
		2019	2019 05 22		8,106.32				2019 05 22	

PPP 2019 02  
14 139,975





**1**

	148,933,678	18.68%					148,933,678	18.68%	
3	148,933,678	18.68%					148,933,678	18.68%	
	148,933,678	18.68%							

2



---

#		1.12%	8,896,900			8,896,900		
#		0.93%	7,452,250			7,452,250		

10				
10				
10				
10		7,452,250		
10		6,389,200		
4		3,933,000	4,963,900	3,100
10			4,544,028	

10

10

10

10



--	--	--	--	--	--	--	--

---

			2019 04 18	
Joshua Spector			2019 04 26	

2019



**1**

	2019 6 30	2018 12 31

---

	486,346,747.50	556,381,993.51



	25,000,000.00	25,000,000.00
	365,062,495.43	307,644,477.37
	2,156,513,568.49	2,267,092,307.58
	797,360,687.00	797,360,687.00
	253,940,626.15	253,940,626.15
	49,980,000.00	49,980,000.00
	33,072,972.22	33,072,972.22
	396,675,726.75	408,205,091.34
	1,431,070,012.12	1,442,599,376.71
	94,713,043.47	111,179,099.39
	1,525,783,055.59	1,553,778,476.10
	3,682,296,624.08	3,820,870,783.68

2

	2019 6 30	2018 12 31
	340,694,569.55	429,049,409.71
	367,092.00	
	26,143,162.95	18,341,534.78



---


	231,657,390.76	231,657,390.76
	49,980,000.00	49,980,000.00
	33,072,972.22	33,072,972.22
	9,039,009.06	104,030,854.28

	1,745,857.40	1,334,308.50
	8,350,581.26	6,704,025.52
	3,202,476.82	757,946.24
	3,202,476.82	
-		
-		
-	-19,141,268.85	
-	-104,438.22	-3,593,049.83
-		

---

1.		
2.		
3.		
4.		
5.		
1.		

2019

4

	2019	2018
	98,406,219.65	123,584,791.90
	1,214,561.01	1,115,791.38
	9,712,632.26	9,025,302.90
	14,424,936.97	21,834,479.83
	1,838,173.16	
	29,178,093.82	29,256,680.92



5

	2019	2018
	1,201,976,131.42	572,825,522.56
	1,085,286.69	717,766.84
	58,220,763.92	87,892,805.73
	1,261,282,182.03	661,436,095.13
	1,092,014,856.77	516,376,704.05
	80,639,236.13	77,269,111.86
	138,508,981.29	100,468,525.35
	221,178,535.32	156,760,755.00
	1,532,341,609.51	850,875,096.26

	-271,059,427.48	-189,439,001.13
	40,780.00	
	40,780.00	
	116,944,899.36	55,766,228.30
	13,135,880.00	20,950,000.00
&		

	-495,851,700.65	311,985,365.15
	1,163,773,819.57	429,307,768.85
	667,922,118.92	741,293,134.00

**6**

2019



	797,3			253,94	49,980		33,072	408,20		1,442,	111,17	1,553,		
	60,68			0,626.	,000.0		,972.2	5,091.		599,37	9,099.	778,47		
	7.00			15	0		2	34		6.71	39	6.10		



---

		49,980		92,692	52,381	
	2,160,	,000.0	7,508,	,436.6	,068.9	48,291, 100,673
	297.61	0	334.72	3	6	942.25 ,011.21







1										7,508,334.72	-7,508,334.72		
2													

		4,880.00				
2008				2008		
				285.00		5,165.00
2009						
		2009 1033		2009 10 20		1,800.00
1		1,800.00			6,965.00	
2009 10 30				300021		
2009						6,965.00
6,965.00		6,965.00		13,930.00		6,965.00
13,930.00						
						13,930.00
2010						
13,930.00		13,930.00		27,860.00		13,930.00
27,860.00						
2015 9 28					<	>
				2015		
2015 11 5						
2016		4,034.43		4,034.43		27,860.00
31,894.43		27,860.00	31,894.43	APJE 4/2/10/10 Ce		



1

---  
" "

2

1

2

3

4

5



7

" "

8

9

" "

**10**



---




**12**

(1)

(2)

(3)

(4)

(5)

**13**

1

2

**14**

(1)

(2)

(3)

5

6

3

2

		40	5.00%	2.38%
		10	5.00%	9.50%
		5	5.00%	19.00%
		10	5.00%	9.50%

3

16

17







23

1

2

24

1

[                    ] [                    ]

2

25

1

2

3

4

5

6 BOT

BOT

15

14

15

2

15

2



27

/

28

1

1

2

3

4

5

6

7

&




-		
-		
-		
-		

2            2017  
              22  
              [2017]7  
              23  
 [2017]8                                24  
     2017  
              5    2  
 37                                        [2017]14

-

2019    1    1

3





	253,940,626.15	253,940,626.15	
	49,980,000.00	49,980,000.00	
	33,072,972.22	33,072,972.22	
	408,205,091.34	408,205,091.34	
	1,442,599,376.71	1,442,599,376.71	
	111,179,099.39	111,179,099.39	
	1,553,778,476.10	1,553,778,476.10	
	3,820,870,783.68	3,820,870,783.68	

2017

24

22

37

23

2019 1 1

	2018 12 31	2019 01 01	
	429,049,409.71	429,049,409.71	
	18,341,534.78	18,341,534.78	
	569,800,378.59	569,800,378.59	
	2,212,053.57	2,212,053.57	

---

	49,924,204.48	49,924,204.48	

---

	74,109,185.00	74,109,185.00	
	5,170,198.35		

	231,657,390.76	231,657,390.76	
	49,980,000.00	49,980,000.00	
	33,072,972.22	33,072,972.22	
	104,030,854.28	104,030,854.28	
	1,116,141,904.26	1,116,141,904.26	
	3,047,353,392.47	3,047,353,392.47	

2017

22

23

24

37

2019 1 1

4

31

1

		16% 13% 10% 9% 6% 3%
		5% 7%
		25% 23% 15% 16.5%

--	--

	25.00%
	25.00%
	25.00%
	25.00%
( )	25.00%
	25.00%
	25.00%
	25.00%
Dayu Water Ltd.	23.00%
	25.00%

2





	877,736, 389.61	100.00%	105,805, 362.23		771,931,0 27.38	715,958,5 64.52	100.00%	90,707,21 4.87		625,251,34 9.65
--	--------------------	---------	--------------------	--	--------------------	--------------------	---------	-------------------	--	--------------------

	1,200,000.00	1,200,000.00	100.00%	
	1,200,000.00	1,200,000.00	--	--

1	504,542,973.55	5,045,429.74	1.00%
1 2	210,722,436.25	21,072,243.62	10.00%
2 3	85,982,907.92	25,794,872.38	30.00%
3 4	37,702,297.73	18,851,148.87	50.00%
4 5	18,720,532.69	14,976,426.15	80.00%
5	18,770,041.55	18,770,041.55	100.00%
	876,441,189.68	104,510,162.30	--

1	1	504,542,973.55
1		

2

15,098,147.36

3

4

		%	
1	104,305,919.40	11.88	1,043,059.19
2	70,391,089.00	8.02	703,910.89
3	50,059,537.34	5.70	500,595.37
4	34,970,558.08	3.98	2,945,020.21
5	31,467,881.45	3.59	2,406,871.88
	291,194,985.27	33.18	7,599,457.54

4

1

1				
1 2				

5

		2,212,053.57
	240,024,837.96	132,517,528.49
	240,024,837.96	134,729,582.06

1

2

1

( )		
		2,212,053.57
		2,212,053.57

2

1

3

3

1

	22,000,000.00	21,726,016.29
	231,147,623.83	120,871,659.09
	7,371,247.70	

1	1	160,139,550.02
1	2	64,730,870.43
2	3	28,611,725.33

	73,235,949.19		73,235,949.19	77,212,613.83		77,212,613.83
	180,602,121.50	2,689,395.05	177,912,726.45	114,087,592.06	2,584,956.83	111,502,635.23
	173,123,164.61		173,123,164.61	134,569,067.88		134,569,067.88
	41,893,692.28	3,374,176.40	38,519,515.88	223,461,912.35	3,374,176.40	220,087,735.95
	2,380,243.90		2,380,243.90	2,380,243.90		2,380,243.90
	334,605.10		334,605.10	863,174.70		863,174.70
	20,840,542.37		20,840,542.37	9,766,522.02		9,766,522.02
	492,410,318.95	6,063,571.45	486,346,747.50	562,341,126.74	5,959,133.23	556,381,993.51

4

1

	10,046,907.16	5,868,160.82
	14,994,135.35	14,994,135.35
	52,402,412.11	61,174,619.31

8

1

PPP	290,047,477.5		290,047,477.5	230,539,611.5		230,539,611.5	
	0		0	4		4	

---

	.73		30						.43	
--	-----	--	----	--	--	--	--	--	-----	--

	332,593,868.35	329,036,771.56
	332,593,868.35	329,036,771.56

**1**

3.					
1					
4.					
1.	243,643,393.78	76,734,047.56	5,671,778.42	6,544,648.59	332,593,868.35
2.	234,587,070.33	81,615,440.59	6,132,546.88	6,701,713.76	3276 599.93 Tn

---

	3,427,707.84	
	3,184,299.94	
	223,402.78	
	462,437.54	
	165,250.81	
	999,200.37	
	441,039.58	
	47,646,066.05	

**12**

---

6	5,048,931.68		5,048,931.68	4,242,656.81		4,242,656.81
				3,452,703.88		3,452,703.88
				2,646,627.62		2,646,627.62

2,232,333.06

2,232,333.06

2,193,165.95

2

---

---

6												
		4,242,656.81	806,274.87			5,048,931.68						

1.

25,256,415.52

2

14


1

1.	78,095,936.14	11,968,235.76	11,653,916.24	2,133,398.51	2,746,870.48	145,977.33	106,744,334.46

1

1110350								
DYYF TJ 2016-07	1,332,716.78							1,332,716.78
	94,711.76							94,711.76
	695,120.58							





21

1

1	503,846,519.71	561,501,803.80
1-2	38,784,504.84	39,660,909.47
2-3	26,456,258.45	27,210,587.57
3	8,754,638.29	9,175,943.84
	577,841,921.29	637,549,244.68

2

1

	3,187,996.90	
	2,127,549.86	
	2,123,671.00	
	2,073,973.52	
	9,513,191.28	--

22

/

!

g

1,550,000.00	
880,872.44	
2,430,872.44	--

88,360,613.86	93,302,914.77	5,883,132.94
965,821.41	960,034.34	140,478.86
89,326,435.27	94,262,949.11	6,023,611.80

75,041,426.44	80,185,163.83	4,990,430.85
1,854,083.68	1,854,083.68	64,479.50
9,467,610.69	9,403,394.69	154,275.06
2,549,829.08		

---

1	126,103.78			

2

1

28

1

	74,825,000.00	35,325,000.00
	4,373,060.64	4,575,432.99
	79,198,060.64	39,900,432.99

29

	135,854,490.36	145,358,599.95
	83,420,000.00	



	650,000.00			65,000.00			585,000.00	
	700,000.00			50,000.00			650,000.00	
2014	660,000.00			55,000.00			605,000.00	
1.8	520,000.00			52,000.00			468,000.00	



2017	425,000.00			25,000.00			400,000.00	
	8,500,000.00			250,000.00			8,250,000.00	
2017	2,400,000.00			50,000.00			2,350,000.00	
	43,965,444.43	1,620,000.00		3,995,500.00			41,589,944.43	

34

	49,980,000.00			49,980,000.00
	49,980,000.00			49,980,000.00

980

5.1

35


38

	1,853,792.36	1,237,991.38

	29,568,403.90	24,715,694.40
	10,348,591.23	8,945,959.13
	3,254,740.70	3,094,690.60
	3,332,676.27	2,694,131.25
	3,112,276.17	4,274,108.97
	4,932,935.93	4,451,280.26
	1,754,212.12	2,583,166.82
	1,933,083.12	1,991,677.10
	6,924,811.86	5,350,964.54
	65,161,731.30	58,101,673.07

## 41

	1,898,718.57	1,198,804.52
	1,368,953.29	97,530.54
	1,386,460.79	285,643.26
	919,242.05	632,782.52
	365,344.83	89,245.43
	576,533.17	104,337.27
	671,115.65	362,145.28
	7,186,368.35	2,770,488.82

## 42

	28,190,438.70	28,236,995.25
	1,745,857.40	1,332,401.93



|

|

|



---

		1,118,424.64
		360,000.00
		423,684.21
		133,333.33

---

--	--	--



49

1

	12,466,905.27	10,581,206.55
	12,466,905.27	10,581,206.55

2

		83,112,701.80
/		12,466,905.27
		12,466,905.27

50

1

	4,160,255.66	2,014,025.52
	1,745,857.40	1,332,401.93

	7,586,422.76	8,011,931.71
	3,484,443.24	4,906,555.22
	9,430,789.06	6,829,634.78
	221,178,535.32	156,760,755.00

3

	31,364,819.20	
	31,364,819.20	

51

1

1	--	--
	70,645,796.53	59,960,170.44
	104,438.22	3,593,049.83
	11,157,412.52	4,446,447.36
	2,210,781.48	2,028,590.73
	228,119.80	560,000.77
	1,245.00	42,819.38

	-264,889,323.15	-116,419,417.46
		172,972,903.48
	-271,059,427.48	-189,439,001.13
2	--	--
3	--	--
	667,922,118.92	741,293,134.00
	1,163,773,819.57	429,307,768.85
	-495,851,700.65	311,985,365.15

**2**

		24,500,000.00		84,662,968.06
		50,000,000.00		59,644,209.08

53

1

	--	--	8,088,238.83
	1,126,237.35	6.8747	7,742,543.91
	178,649.09	1.93505	345,694.92
	--	--	

	1,500,000.00		75,000.00
2000	300,000.00		15,000.00
	500,000.00		25,000.00
	1,500,000.00		75,000.00
	9,500,000.00		475,000.00
	500,000.00		25,000.00
	2,000,000.00		100,000.00
	1,350,000.00		67,500.00
	1,040,000.00		52,000.00
	6,000,000.00		379,500.00
	150,000.00		7,500.00
	1,300,000.00		65,000.00
	600,000.00		30,000.00

---

	800,000.00		40,000.00
	4,190,000.00		382,000.00
	3,450,000.00		101,500.00
	1,000,000.00		



5,000.00

---

	5,171.00	5,171.00
--	----------	----------

5


1

				100.00%		
				100.00%		
				100.00%		
				70.00%		
				80.00%	20.00%	
				30.00%	30.00%	
				70.00%		
				100.00%		
				100.00%		
				91.41%		
				100.00%		
				51.08%		
				100.00%		
				100.00%		
( )				100.00%		
				65.00%	5.00%	
				100.00%		

---

				51.00%		
				95.00%	5.00%	

2



	58,179,666.7 2	-5,465,059.51	-5,465,059.51	-7,717,440.06	28,054,801.8 2	-1,978,982.51	-1,978,982.51	-28,855,878.9 7
	2,740,048.94	1,265,948.02	1,265,948.02	3,735,874.03	40,000.00	40,000.00	40,000.00	13,759,738.4 6
		-2,230,773.37	-2,230,773.37	294,595.58		-586,514.11	-586,514.11	265,894.62
	78,401,945.9 2	6,255,663.27	6,255,663.27	2,639,883.73	67,796,553.1 6	3,923,528.02	3,923,528.02	-224,807.49

2

1

				35.00%		
				51.00%		
				19.00%		

) ( l

CtH



---

	277,789.93	3,640,684.90	1,657,025.07	-5,272,212.74
--	------------	--------------	--------------	---------------

---

	23.2955%
	22.7399%

2

3

4


	280,788,747.09	1,491,550,000.32		

/

/

|

	50,000,000.00	2019 05 30	2020 05 30	
	10,386,000.00	2019 02 26	2019 09 15	
	10,099,800.00	2019 02 28	2019 09 15	
	11,572,400.00	2019 03 28	2019 09 15	
	15,308,200.00	2019 04 19	2019 09 15	
	10,461,000.00	2019 05 17		

2

1

2

3

4

1

2

1

2019 6 30

3,902

2





	195,300.00	11.9	195,300.00
	50,295.70	3.07	50,295.70
	1,640,612.29	100	1,640,612.29

2

		2,212,053.57
	827,958,654.27	567,588,325.02
	827,958,654.27	569,800,378.59

1

1

( )		
		2,212,053.57
		2,212,053.57

2

1

2

1


1	1	59,779,398.01
1	2	8,774,176.10
2	3	8,000,000.00
3		1,900,000.00
3	4	1,000,000.00
4	5	200,000.00
5		700,000.00
		78,453,574.11

3

823,724.53

4

		229,407,207.74	1	27.53%	
		186,112,077.02	1	22.34%	

78,781,537.91 2

	1,973,340,472.09	42,863,589.32	1,930,476,882.77	1,917,505,954.45	42,863,589.32	1,874,642,365.13
--	------------------	---------------	------------------	------------------	---------------	------------------

**1**

	(					(	
	)					)	
		59,795,100.00					59,795,100.00

	600,000.00					600,000.00	
	20,000,000.00					20,000,000.00	





5

	20,000,000.00	
	2,510,722.38	
		-7,212,358.36
		1,475,576.75
	22,510,722.38	-5,736,781.61

3

1

2019